



The Jib arm provides an endless amount of approaches to the jobs facing the user. Where traditional lifts can go "up", the DLX15 will move "up and above".



1-2: The electric and hydraulic cabinets of the lift are easily accessed. This feature provides user-friendly access for adjustment and repair work.

3: Before transporting the lift, the basket must be stored between the boom and the chassis. The compact design optimises the driving qualities of the lift.

4: The control panel of the basket provides improved clarity as far as lift movements are concerned. The compact panel also includes a 230 V standard outlet.

The multi-functional DLX15 - for the professional user

Thanks to the numerous innovations of the DLX15, the operating area is enlarged and the customer-optimized applications are improved. These factors ensure great commercial viability for users as well as owners. The introduction of the DLX15 sets new standards for trailer lifts, and the new movable basket arm (Jib) facilitates and speeds up the solution of the day-to-day assignments. Window cleaning, trimming of trees and working assignments involving fronts, roofs and dormer windows are just a few examples of the many working areas to which the new DLX15 is well adapted.

The combination of the best features of the telescopic and folding arm principles as well as the Jib arm gives the user an operating area second to none.

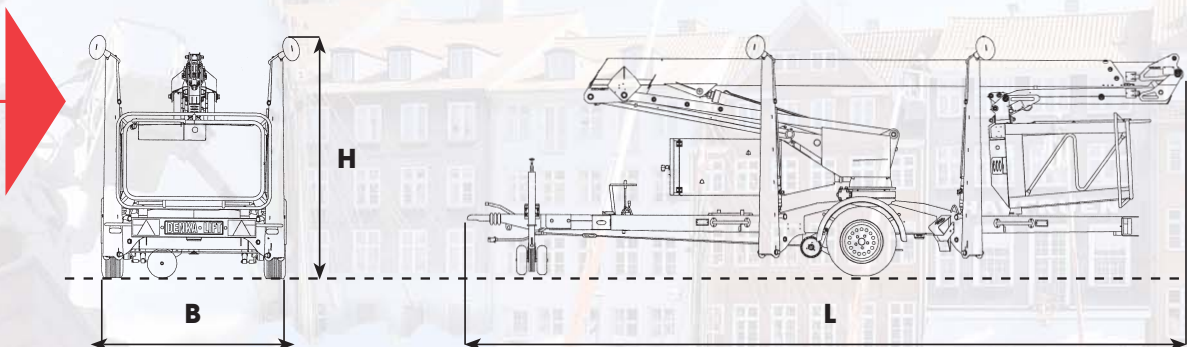
Its 15-metre working height and its maximum reach of 9 metres provide the possibility of carrying a 200-kg basket load within the entire operating area.

At the same time, the DLX15 is the first lift to be introduced with our new control system. All features are simple and have been designed to meet the user's requirements for carrying out assignments in heights as effortlessly as possible. We still believe that high quality, stability and simple construction design are essential features such as user-friendliness and serviceability combined with improved user safety have been additionally highlighted in both the design and construction phases.

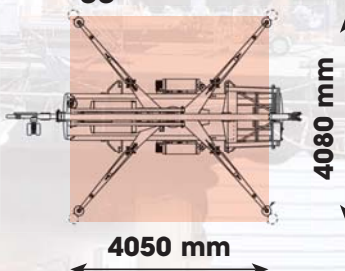
All Denka lifts are being produced by Worldlift Industries AS.

Model DLX15 MkII

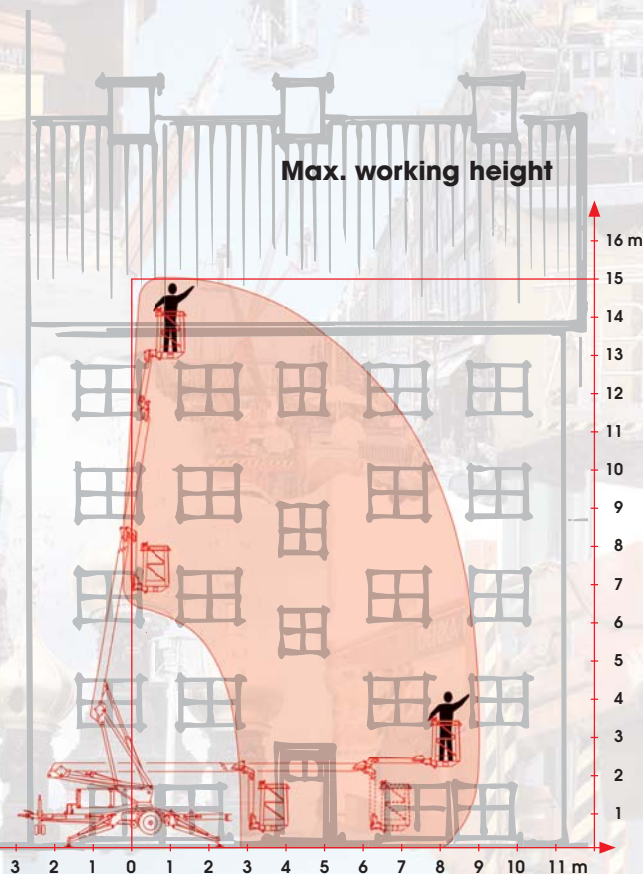
Technical data



Outrigger cross section



Max. working height



Standard model

DLX15 MkII

Capacity:

Max. working height A	15,0 m
Max. reach D	9,0 m
Max. load in basket	200 kg
Slew movement	cont. 360°
Length Jib-arm	1,5 m

Transport dimensions:

Length L	6400 mm
Height H	2120/1980 mm*
Max. width B	1630/1440 mm*
Net weight standard	1900 kg

*Removeable foot plates

STANDARD EQUIPMENT:

- JIB arm 180°
- 1300 mm rotating aluminum basket
- 230V power supply
- Hydraulic outriggers
- Hydraulic wheel drive
- ELCB 30 mA
- Hour counter
- Variable speed
- Outlet for 230V power supply in the basket

EXTRA ACCESSORIES:

- Outlets for air or water in the basket*
- 3,0 kW petrol generator*
- 24V battery pack*
- Self levelling chassis
- Special colours
- Yellow rotating light
- Yellow flashing light on outriggers
- Biological degradable hydraulic oil

*Increase in weight

Visit us at www.wl-industries.com

These data are to be considered guidelines only. We reserve the right to make alterations.

