

AERIAL TRAILER MOUNTED PLATFORM ARTICULATED FOR WORKING HEIGHTS UP TO 7,5 METER (24,6 FEET)

STANDARD MODEL:

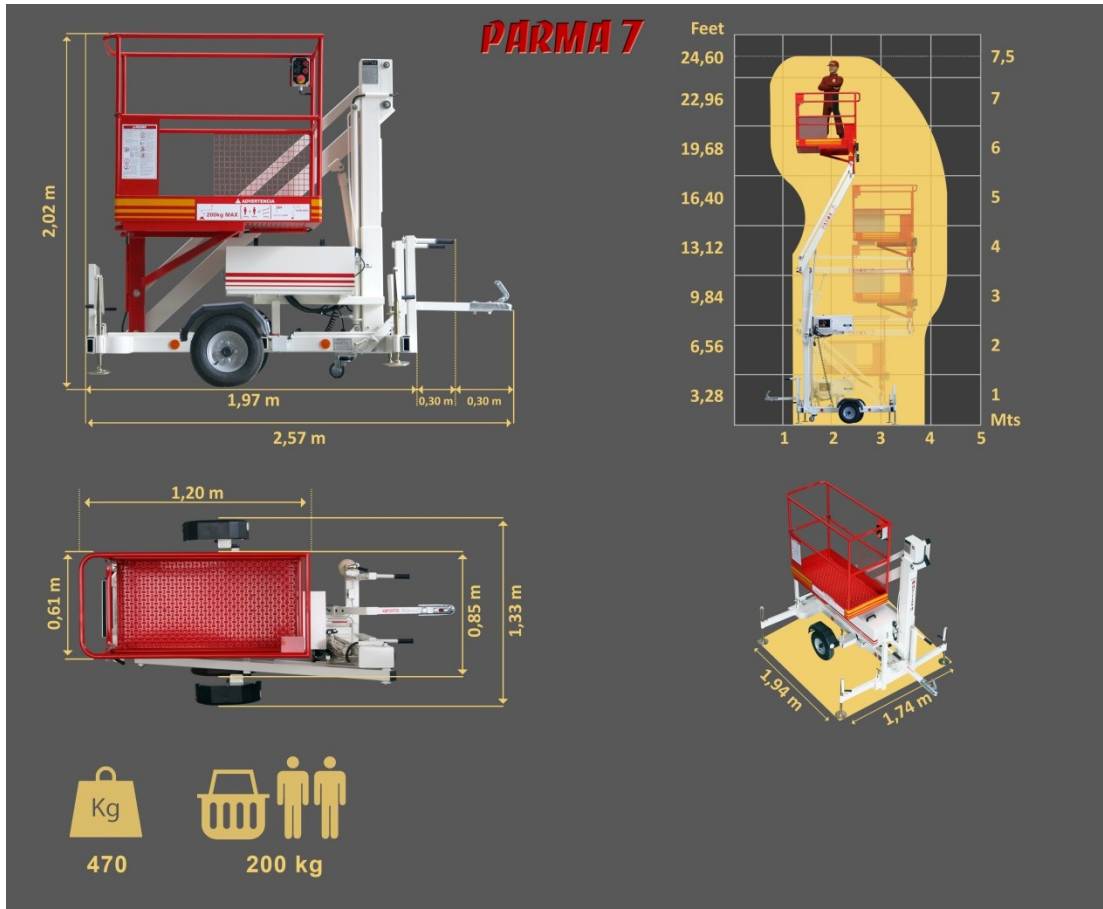
- * 230V AC main power
- * Visual level for stabilisation
- * Ball Coupling
- * Steel basket 1,2 x 0,6 m
- * Semi axle 0,85 m wide
- * Manual stabilizers
- * Emergency lowering from the ground













Optional accessories

- 1 Electric outlet in basket
- 2 Spare wheels
- 3 Lighting kit for roads
- 4 Rotating light
- 5 DC Batteries main power
- 6 Ring coupling
- 7 Descent buzzer
- 8 Hour meter





PARMA7

<p>6. Ring coupling</p>  <p>System used to tow the machine with industrial vehicles that do not have a ball hitch.</p>	<p>7. Descent buzzer</p>  <p>Acoustic signal that activates when the machine is descending. Warns operators to avoid accidental crush injuries.</p>	<p>8. Hour meter</p>  <p>Indicates the working hours of the machine.</p>		
<p>1. Electric outlet in basket</p>  <p>Extension cord that runs inside the arms, carrying 220V power to the basket. We need to connect the machine to 220V.</p>	<p>2. Spare wheels</p>  <p>If the machine gets a flat tire, we can replace it with the spare one. Its dimensions are 4.00-8TL..</p>	<p>3. Lighting kit for roads</p>  <p>Necessary lights for driving on public roads. With this accessory, we provide the documents to register the trailer.</p>	<p>4. Rotating light</p>  <p>Warning light indicating that the machine is in operation. Used for work on public roads.</p>	<p>5. DC batteries main power</p>  <p>Can be used only with DC battery power. It comes with a charger.</p>